


The psychophysics of style

Received: 15 April 2024

Accepted: 6 May 2025

Published online: 05 August 2025

 Check for updates
Tal Boger  & Chaz Firestone 

Among the most significant modes of human creative expression is style: the capacity to represent objects, events and scenes (for example, lilies dotting a pond) in some distinctive manner (for example, Monet's broken brushstrokes and blended colours). Diverse research traditions analyse the social, political and aesthetic significance of stylistic representation. But what are the cognitive and computational foundations of this capacity? Here we characterize style perception as a process that 'parses' form from content, and adapt classic psychophysical paradigms to discover multiple new phenomena of style perception. Using both naturalistic images and synthetic stimuli, ten experiments reveal perceptual 'tuning' to stylistic information, representational constancy over stylistic variation, and mental rendering of novel styled objects. Moreover, an object recognition model further grounds style perception by capturing human judgements of image similarity over different styles. Together, this work illuminates the psychological foundations of stylistic perception and opens the door to further investigation of styled media.

When looking at a painting, such as Van Gogh's *Starry Night* (Fig. 1a), what do we see? Certainly we see the painting's subject—a French village beneath a night sky, viewed from the window of an elevated monastery. Equally salient, though, is the painting's style—its dark palette of blues and yellows, dreamlike aura and whirl of spiralling textures. In other words, the scene is portrayed in a certain manner, which is as much a part of the painting as the scene itself.

A distinctive aspect of style is that it can vary independently of content. For example, the same village scene might look entirely different if painted by a realist aiming to preserve naturalistic details, and different still if painted by an abstract expressionist wishing to convey emotion or inner experience. This distinction also arises outside of art galleries and museums, as when we appreciate a piece of clothing or furniture, an unusual set of cutlery or a row of homes in a neighbourhood. For example, a fork in a cutlery set is likely to have tines and a handle—but its shape, finish and ornamentation may be subject to stylistic variation. Similarly, a house generally requires a door, roof, windows and space for inhabitants—but the size, layout and appearance of these elements may differ in a Victorian home as compared with a cottage or ranch.

The ubiquity and salience of style have generated longstanding scholarly interest in a variety of research traditions, including sociology^{1,2}, history³ and, of course, art theory^{4,5}. But how does the mind separate style from content in the first place? Surprisingly, little is known about the

psychological basis of visual style perception. Of course, there is a rich psychological literature on visual aesthetics^{6–8}, which has explored the patterns humans prefer^{9–13}, to what extent aesthetic preferences reflect stable traits of individuals¹⁴ and which patterns of neural activity are associated with aesthetic experiences^{15–17}. However, a psychologically grounded account of visual style itself has been elusive (cf. refs. 18–21). Thus, fundamental questions remain unanswered (and even unasked): What is the nature of stylistic perception, what psychological mechanisms does it draw upon and what are its psychophysical signatures?

Here, we address these questions by drawing on methods and insights from both classic psychophysical studies and recent advances in generative artificial intelligence. A long tradition in experimental psychology explores how human perception 'parses' the content of a stimulus from its context or conditions of presentation—as when we achieve colour constancy over different illumination conditions^{22,23}, adapt to accented speech²⁴ or extract letter identities from different typefaces²⁵. More recently, modern machine-learning technologies have enabled the synthesis of stylized images, whereby a model can extract aspects of artistic style from one image (for example, *Starry Night*) and then flexibly apply them to any other image (for example, ordinary natural scenes)—a technique known as style transfer^{26,27} (Fig. 1b). For example, this process can create novel images of mountains, beaches, bedrooms and libraries in the style of *Starry Night*, or indeed any other painting (Fig. 1c).




Fig. 1 | Extracting and applying artistic style. **a**, *Starry Night* by Vincent van Gogh. Readers are invited to notice not only the content of the image (a French village beneath a night sky), but also its style, including its palette, swirling textures and dreamlike aura. **b**, A schematic depiction of ‘style transfer’^{26,27}, a process that analyses a ‘style image’ *s* to infer an embedding vector *S*, which is then transferred to a ‘content image’ *c*. This results in an image, *x*, which depicts the content image in the given style. In generating this image, the network is trained

to minimize loss in both style (that is, the style difference between *x* and *s*) and content (that is, the content difference between *x* and *c*), here defined by VGG embedding vector distances. **c**, Many of our experiments exploit this process to study the perception of style, by generating natural scenes (mountains, libraries, bedrooms and beaches; 29) in the styles of famous paintings (for example, Van Gogh’s *Starry Night*, Monet’s *Water Lilies*, Klimt’s *The Kiss*) and placing them in adaptations of classic psychophysical paradigms.

The present work combines these approaches to investigate the cognitive mechanisms underlying style perception. We conceive of style perception as akin to the well-characterized parsing processes mentioned above (for a similar approach outside the context of artistic style, see ref. 28) and then explore those processes using newly available style-transfer techniques (as well as naturally occurring styled images, such as styled sets of cutlery). Framing style perception as an instance of the mind parsing content from form opens the door to adapting established psychophysical paradigms to the study of artistic style, and using style-transfer techniques allows the generation of a large image set that varies mostly or only in style (while preserving underlying content, composition and so on) in ways that would be difficult or impossible to achieve with purely naturalistic images.

Here, in ten preregistered experiments, this approach reveals multiple new phenomena of style perception (Fig. 2). These results both (1) constitute new discoveries in their own right and (2) testify to the promise of ‘parsing’ as a working model for the study of style perception. Finally, we show that a computer-vision model trained on object recognition (ResNet-18, ref. 29) predicts subjective impressions of similarity across styles. Together, this theoretical framework and set of empirical results help to illuminate the cognitive and computational basis of style perception.

Results

Experiments 1–4, style tuning

Our first set of experiments was inspired by font tuning, whereby observers adapt to typefaces in ways that aid reading fluency and

letter recognition²⁵. In a typical font tuning paradigm, participants see a passage of text in either a single typeface or multiple typefaces and are tasked with making judgements about the presented text (for example, counting how many tokens are non-words as opposed to words). The key finding is that text appearing in a single typeface is more easily read than text appearing in multiple typefaces, even if each typeface is familiar and otherwise readable on its own—suggesting a tuning process whereby perception extracts (and then adapts to) the font in which the text is rendered. However, letters and typefaces constitute a fairly circumscribed case, due to relatively limited dimensions of typeface variation and a constrained set of underlying contents (that is, the letters of the alphabet). Might a similar phenomenon arise in the more complex and open-ended context of artistic style?

Experiment 1 adapted the font-tuning paradigm to visual style (Fig. 3). Using the style-transfer model described by Ghiasi et al. (ref. 27, which adapts a model proposed in ref. 26), we generated a stimulus set consisting of natural images of scenes (for example, mountains and libraries³⁰) rendered in the style of famous paintings (for example, Van Gogh’s *Starry Night*, Monet’s *Water Lilies* and so on). We then designed a ‘style tuning’ task using these images. On each trial, participants viewed a row of images (analogous to a sentence in font tuning) and simply had to count how many images depicted mountains (or one of the other scene types, randomly assigned to each participant). Crucially, in half of trials, the images appeared in a single style; in the other half of trials, the images appeared in multiple styles (interested readers may view all tasks, along with a repository containing all

Font tuning

Task: How many non-words?

The quick brown fox jumps over the lazy dog.
Sphinx of black quartz, jodge my vow.
Pack my box with fuve dozen liquor jugs.

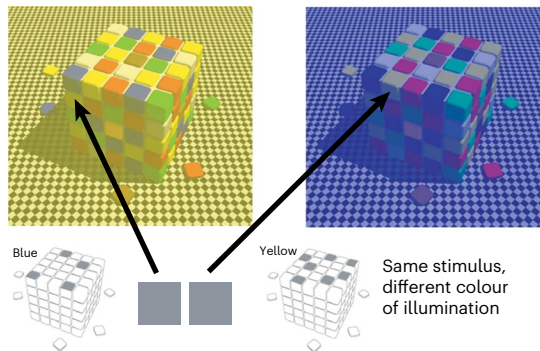
The quick brown fox **JUMPS** over the lazy dog.
Sphinx of **BLACK** quartz, jodge my **vow**.
Pack my **box** with fuve dozen **liquor** jugs.

Style tuning

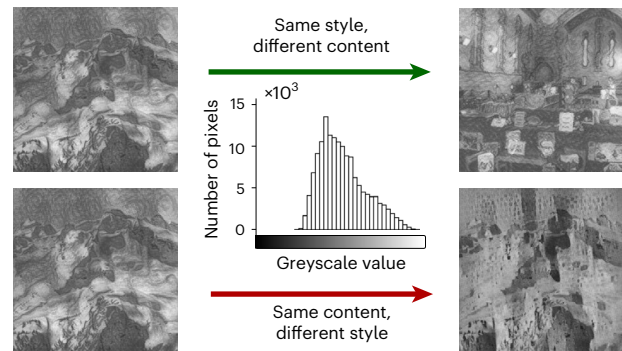
Task: How many mountains?

**Illuminant discounting**

Task: Detect the difference

**Style discounting**

Task: Detect the difference

**Semantic priming**


Task: Study these words

candy	sour	tart	sugar
honey	cake	syrup	pie
taste	treat	bitter	good
soda	nice	eat	tooth

Test: Did you see...

**Style extrapolation**

Task: Study these objects



Test: Did you see...



Fig. 2 | Adapting psychophysical paradigms to study artistic style. Top: in font tuning, readers become more fluent and accurate after adjusting to the typeface of text; the present experiments adapt this paradigm to introduce style tuning, whereby target detection improves over time when artistic style is held constant. Middle: a core visual process is discounting the illuminant, enabling perceivers to see the same surface colours across different illumination conditions. Here, we explore an analogous process—style discounting—enabling perceivers to see the same scene content across different artistic styles. A change-detection task tests whether scene changes are more easily detected than style changes, even when the two change types are equated for image similarity. Bottom: in semantic

priming, salient properties of items one has encountered can create false memories in which one internally generates representations of items one has not encountered (for example, misremembering ‘sweet’ after encountering ‘candy’, ‘taste’ and ‘treat’). The present work reveals a similar pattern in style perception: After seeing a spoon and fork from a cutlery set with a given style, the mind may generate a representation of the knife from that set, despite never having encountered it before. Such style extrapolation implies that the mind integrates the style of items one has seen with other background knowledge to infer the likely appearance of unseen objects.

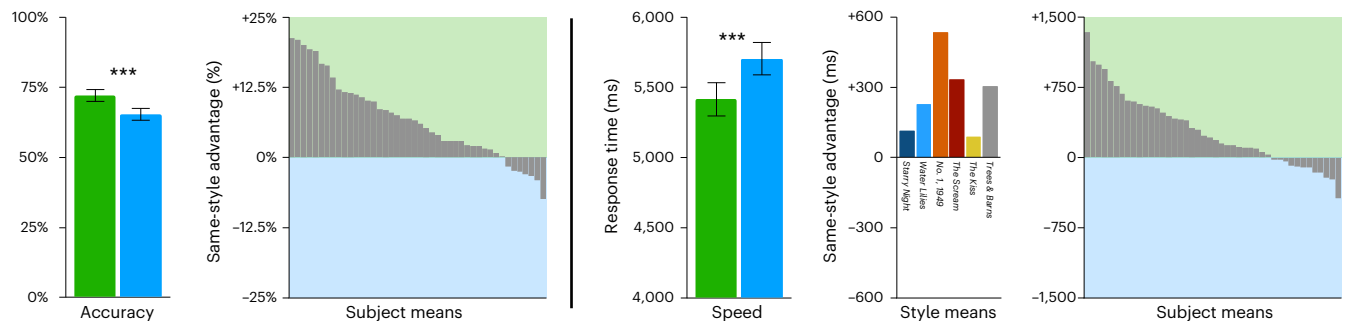
preregistrations, data and analyses, at <https://perceptionresearch.org/style>). We predicted that, just as same-typeface sentences are easier to read than mixed-typeface sentences (resulting in faster reading times), same-style image arrays would be more easily processed than mixed-style image arrays (resulting in faster scene-identification times)—reflecting the visual system’s ability to learn a mapping between styles and scene identities.

Indeed, participants were significantly faster to enumerate scenes in same-style trials (mean (M) = 5,418 ms) than in mixed-style trials (M = 5,707 ms, difference 289 ms; $t(43) = 4.93$, $P < 0.001$, $d = 0.74$, 95% confidence interval (CI) 171–407 ms; this and all other t -tests reported here are two-tailed dependent-samples tests over participant-level means). This speed advantage did not come at the expense of accuracy, which was also higher on same-style trials ($M = 72.03\%$) than on

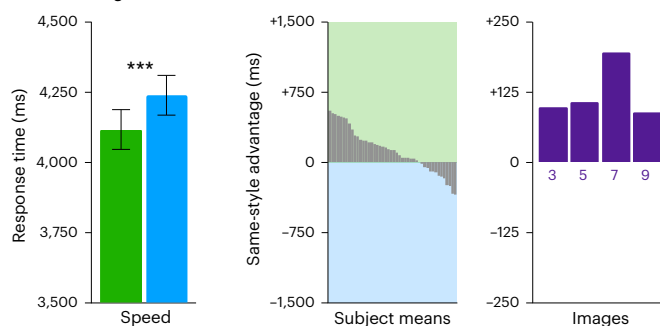
Task: How many mountains?

**Experiment 1**

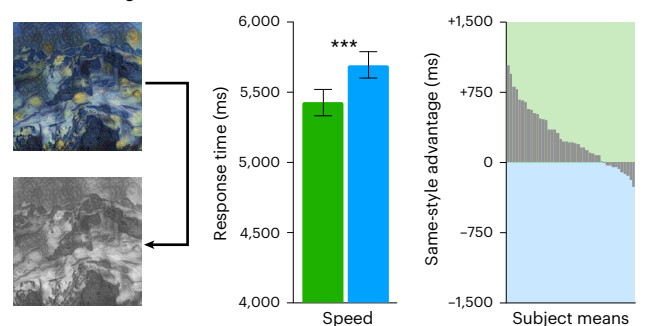
Same style versus mixed style

**Experiment 2**

Varied # of images

**Experiment 3**

Low-level image controls

**Experiment 4**

Accumulation over time

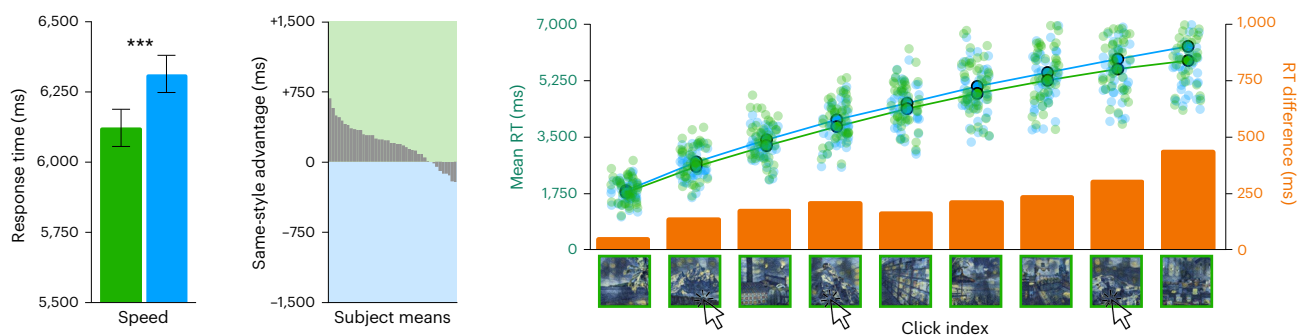


Fig. 3 | Style tuning. Experiments 1–4 adapted font tuning paradigms by asking participants to enumerate a target scene type (for example, mountains) within an array of styled images. Half of the time, all of the images appeared in the same style (for example, as seen in the green outlines above); the other half of the time, the images appeared in a mix of styles (for example, as seen in the blue outlines above). Participants were significantly faster and more accurate on same-style arrays than mixed-style arrays, not only on the level of same-style versus

mixed-style but also on the style and participant level (experiment 1, $N = 44$). This effect arose for arrays of as few as three images (experiment 2, $N = 46$), survived controls for low-level image properties (experiment 3, $N = 44$) and accumulated over time (experiment 4, $N = 42$). Data are presented as means \pm 95% CIs of the difference between conditions. All statistical tests are paired, two-sided t -tests; *** $P < 0.001$. RT, response time.

mixed-style trials ($M = 65.29\%$, difference 6.74% ; $t(43) = 6.10$, $P < 0.001$, $d = 0.92$, $95\% \text{ CI } 4.51\text{--}8.97\%$; preregistered as a secondary analysis for this experiment). Thus, just as perception adapts to the typeface of text or even the accent of a speaker, it also adapts to an image's style—a novel phenomenon we refer to as style tuning.

Experiment 2 varied the number of images in the arrays (3, 5, 7 or 9) to ask how quickly the mind adapts to style. Might these effects arise with very few examples? Indeed, we found that style tuning occurred both across the full sample (that is, at the same-style versus mixed-style level; mean difference 123 ms ; $t(43) = 3.53$, $P < 0.001$, $d = 0.52$, $95\% \text{ CI } 53\text{--}193 \text{ ms}$) and at each subsample (three-image arrays: 98 ms ; five-image arrays: 108 ms ; seven-image arrays: 197 ms ; nine-image arrays: 89 ms). Thus, style tuning occurs with as few as three examples. The rapid nature of style tuning continues to mirror font tuning, which arises not just for words in a longer paragraph but even for individual letters in a short string²⁵.

Experiment 3 asked whether low-level image differences may be driving style tuning effects. Notice, for example, that Van-Gogh-styled scenes tend to be blue and yellow, while Munch-style scenes tend to be reddish, and that the images vary along other dimensions as well (for example, luminance); perhaps, then, our results are driven by the difficulty of jumping from a blue scene to a red one, or from a dark scene to a bright one. To control for such factors, we repeated experiment 1 with greyscale, luminance-matched versions of our style-transferred stimuli (created using the SHINE toolbox in MATLAB³¹). Previous work shows that neural networks trained to classify style do so in ways that go beyond the colour distributions of the images³², implying that style perception might persist even without these features. Indeed, we found that style tuning survives these low-level controls: participants in experiment 3 were still faster (mean difference 267 ms , $t(43) = 5.61$, $P < 0.001$, $d = 0.85$, $95\% \text{ CI } 171\text{--}364 \text{ ms}$) and more accurate (mean difference 8.26% , $t(43) = 7.37$, $P < 0.001$, $d = 1.11$, $95\% \text{ CI } 6.00\text{--}10.53\%$) on same-style trials than mixed-style trials.

Finally, experiment 4 explored the timecourse of style tuning. Instead of enumerating the mountain scenes by entering a single response at the end of a trial, participants in this experiment clicked on each target image with their cursor, thereby providing multiple responses to analyse in each trial. We discovered that tuning accumulates over the course of a trial: the further into an image array, the larger the same-style advantage ($r(376) = 0.27$, $P < 0.001$, $95\% \text{ CI } 0.17\text{--}0.36$). To further examine this pattern, we fit a linear mixed-effects model that predicts response times, with a random effect of participant and fixed effects of click index (that is, how many images were previously clicked), trial type (same style or mixed style) and their interaction. We hypothesized that the interaction of click index and trial type would significantly predict response times, as expected if the same-style advantage accumulates over time; indeed, this interaction was significant ($t(711) = 3.25$, $P < 0.01$). As before, participants were also faster at same-style trials than mixed-style trials (mean difference 192 ms , $t(41) = 5.89$, $P < 0.001$, $d = 0.91$, $95\% \text{ CI } 126\text{--}258 \text{ ms}$). Together, these results demonstrate that style tuning exists, onsets rapidly, survives low-level controls and accumulates over time.

Experiments 5 and 6, style discounting

As noted earlier, our approach is to conceive of style perception as a process that parses an image into two components: the content being portrayed, and the manner in which it is portrayed. Perhaps the most foundational example of such a process in visual perception is colour constancy—the ability to perceive the 'same' reflectance properties under different conditions of illumination^{22,23}. For example, we can see the blue, yellow, red and green squares of a Rubik's cube, and they will typically look to have those colours even across different lighting conditions (for example, yellowish daylight or neutral fluorescent light). In such cases, vision 'discounts the illuminant'—essentially seeing through the lighting conditions to extract the underlying colour of

the surface being depicted. Recent work in experimental psychology has shown that such discounting occurs even for higher-level visual processes, such as when we 'see through' a cloth to discern the shape of the object beneath it³³ (see also ref. 34). This process was investigated using a change-detection task, wherein participants saw a sequence of two images depicting cloth-covered objects. Changes were more perceptible when the second image showed a different object draped similarly (an 'underlying object change') than when the second image showed a similar object draped differently (a 'cloth change'), even when these changes were equated on certain image metrics. Does a similar process arise for style, and can it be studied the same way?

Experiments 5 and 6 adapted this design for style perception, essentially asking whether vision engages in an analogous 'style discounting' process (Fig. 4). In experiment 5, participants briefly viewed an image (for example, a Van-Gogh-styled beach), which then disappeared and was replaced by a new image. Participants then had to say whether the two images were the same or different from each other. Half of trials depicted the same image, and the other half depicted a different image. The different-image trials were themselves equally split between images depicting the same scene in a different style (for example, the same beach but now in the style of Munch; style-change trials), or a different scene in the same style (for example, a library in the style of Van Gogh's *Starry Night*; scene-change trials). Following previous work³³, both change types were equated in terms of embedding distances in a convolutional neural network (CNN; here, ResNet-18, ref. 29), such that the images were equally different from one another (from the point of view of the CNN) across the two experimental conditions. Nevertheless, participants performed significantly better at scene-change trials than style-change trials (mean difference 16.83% , $t(86) = 11.30$, $P < 0.001$, $d = 1.21$, $95\% \text{ CI } 13.87\text{--}19.79\%$), as would be expected if vision engages in style discounting.

Experiment 6 replicated this result with more extensive controls for image similarity. Although experiment 5 equated the distance of ResNet embeddings, it is possible that the change types still differed on other lower-level image metrics. Thus, experiment 6 subsampled the most similar scene-change pairs and least similar style-change pairs, such that multiple image statistics—including mean-squared error of pixel changes, structural similarity³⁵ and ResNet embeddings—were not only similar but, if anything, would predict the opposite trend (because scene-change pairs were more similar to one another on average than style-change pairs). Remarkably, participants still performed significantly better on scene-change trials (mean difference 12.90% , $t(88) = 9.44$, $P < 0.001$, $d = 1.00$, $95\% \text{ CI } 10.18\text{--}15.61\%$). This provides especially compelling evidence for style discounting, a new phenomenon in which perception sees through the style of an image to extract its underlying content, in ways analogous to other discounting processes in vision.

Experiments 7–9, style extrapolation

Whereas style tuning and style discounting suggest that the mind extracts an image's style to better perceive its content, we may also extract an image's style for use in mental functions further downstream. In a third set of experiments, we explore how style affects memory, by asking whether the mind extrapolates styles we have seen to anticipate the appearance of completely unseen objects.

These experiments were inspired by semantic priming, the phenomenon whereby semantic processing of one word spreads to other words whose meanings are related³⁶. While semantic priming effects are often studied as small reaction-time benefits (for example, in lexical decision tasks), they may also manifest in false memories of words one has not actually seen. For example, after reading the words 'candy', 'taste' and 'treat', participants may misremember having seen the word 'sweet'. Might a similar phenomenon arise in the perception of style?

Our next experiments adapted this task to style perception by exploring false memories for members of sets of styled objects (Fig. 5).

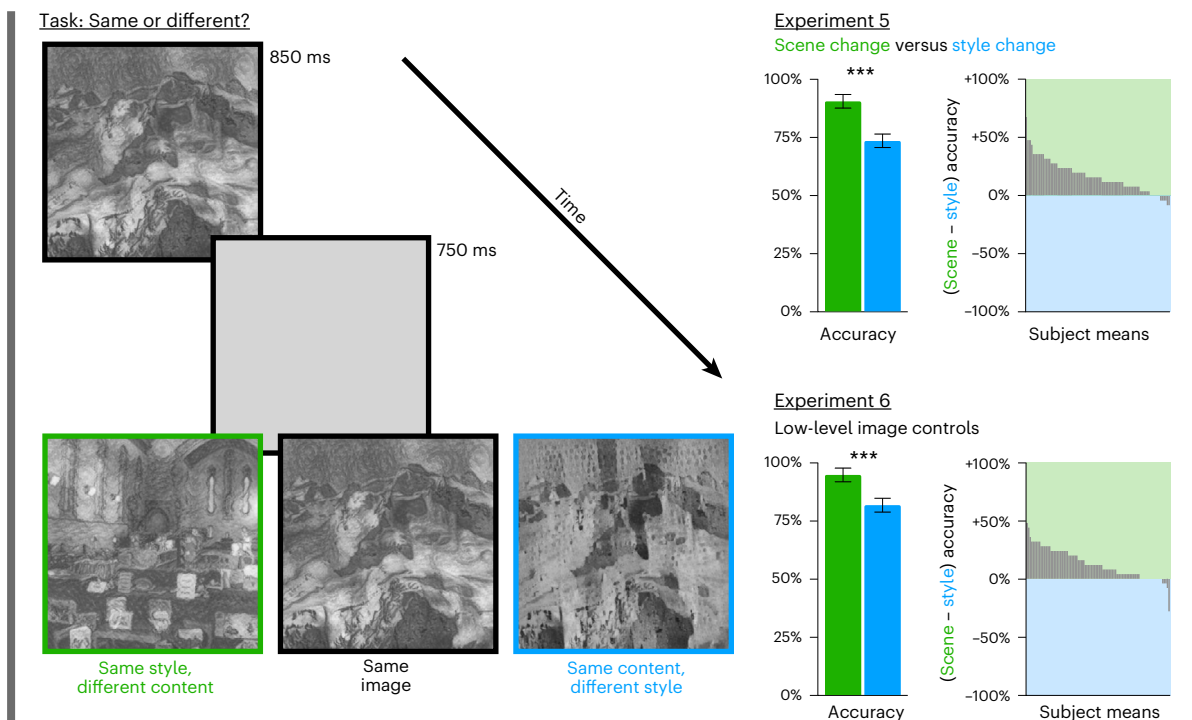


Fig. 4 | Style discounting. In experiments 5 and 6, participants judged whether two sequentially appearing images were the same or different. We found that changes to the underlying scene (with style held constant, shown in green) were more detectable than changes to the style (with the underlying scene held constant, shown in blue; experiment 5, $N = 87$), even when low-level image

statistics would predict the opposite pattern (experiment 6, $N = 89$). This effect mirrors other discounting effects in vision, demonstrating that visual processing can subtract out the effects of style so as to represent the underlying scene content. Data are presented as means \pm 95% CIs of the difference between conditions. All statistical tests are paired, two-sided t -tests; *** $P < 0.001$.

Instead of the synthetic images used in previous experiments, here we used naturalistic images of utensils (that is, forks, knives and spoons) to ask whether the mind generates representations of new objects in a given style after previously seeing examples of other objects in that same style (see also ref. 28, which explores transfer of letter identities to new typefaces). By extending our approach to naturalistic stimuli (that is, beyond the artificial stimuli in experiments 1–6), these experiments also served to test the generality of our approach. The styles of cutlery sets—and naturalistic objects more broadly—vary in ways that differ from neural style transfer: while artificial style transfer primarily applies a textural transformation (and preserves, for example, global shape and scene composition), naturally styled objects often vary considerably in shape. In part for this reason, stimuli of this sort have been the subject of considerable scholarly attention in the fields of computer vision and machine learning^{37–40}.

In experiment 7, participants first performed a simple identification task in which they saw a series of utensils, one at a time, and judged whether they were forks, knives or spoons. Then, participants performed a recall task in which they saw an array of images (some novel, some shown previously) and had to click the utensils they had remembered seeing. Each participant was randomly assigned a ‘recall utensil’ (either a fork, knife or spoon) which determined the utensil in the recall task (at the start of this experiment and experiment 8, participants were explicitly informed that their memory for the utensils would be tested; this was not the case for experiment 9). Crucially, there were three types of image in the recall task: (1) images that were seen previously in the identification task (‘seen’); (2) images that were not previously seen (‘unseen’); and (3) images that were not themselves previously seen but that appeared in a style that was previously seen (for example, a medieval knife, having previously seen a medieval fork and spoon; ‘extrapolated’). We suspected that, just as participants who see ‘candy’ and ‘taste’ misremember having seen ‘sweet’, participants

who see a fork and a spoon in a given style would misremember having seen the knife in that style—a behaviour that draws on the capacity to anticipate what a knife from that style would look like, despite never having seen it before.

Indeed, participants falsely remembered seeing the recall utensil for ‘extrapolated’ utensils significantly more often than for ‘unseen’ utensils (mean difference 29.87%, $t(74) = 11.43$, $P < 0.001$, $d = 1.32$, 95% CI 24.66–35.07%). This was not just due to poor memory for all utensils, as participants also successfully remembered ‘seen’ utensils at a higher rate than extrapolated utensils (mean difference 36.00%, $t(74) = 15.48$, $P < 0.001$, $d = 1.79$, 95% CI 31.37–40.63%). This result provides initial evidence for style extrapolation: To reliably select extrapolated utensils (for example, the medieval knife) more often than unseen utensils suggests that false memories for styled images arise in ways analogous to other established memory phenomena. Moreover, it also indicates that the mind generalizes the styles it learns to novel instances; to recognize an object as a medieval knife, one must have abstracted that style from one or more seen examples (here, the medieval fork and spoon) to this new instance (see also ref. 28).

An important confound in experiment 7 is image similarity: because medieval knives look more similar to medieval forks and spoons than they do to other images, false memories for those objects could arise from that similarity alone (rather than from an internal model of style applied to novel objects). Experiment 8 addressed this confound by presenting participants with either one unique or two unique examples of each style in the identification task, and comparing performance between these two cases. Participants performed the same task as in experiment 7, but here the trials were split as follows: For half of the styles shown, two unique examples were seen in the identification task (for example, a medieval fork and a medieval spoon); for the other half of styles shown, one unique example was seen twice (for example, two medieval forks). Each set was also split evenly

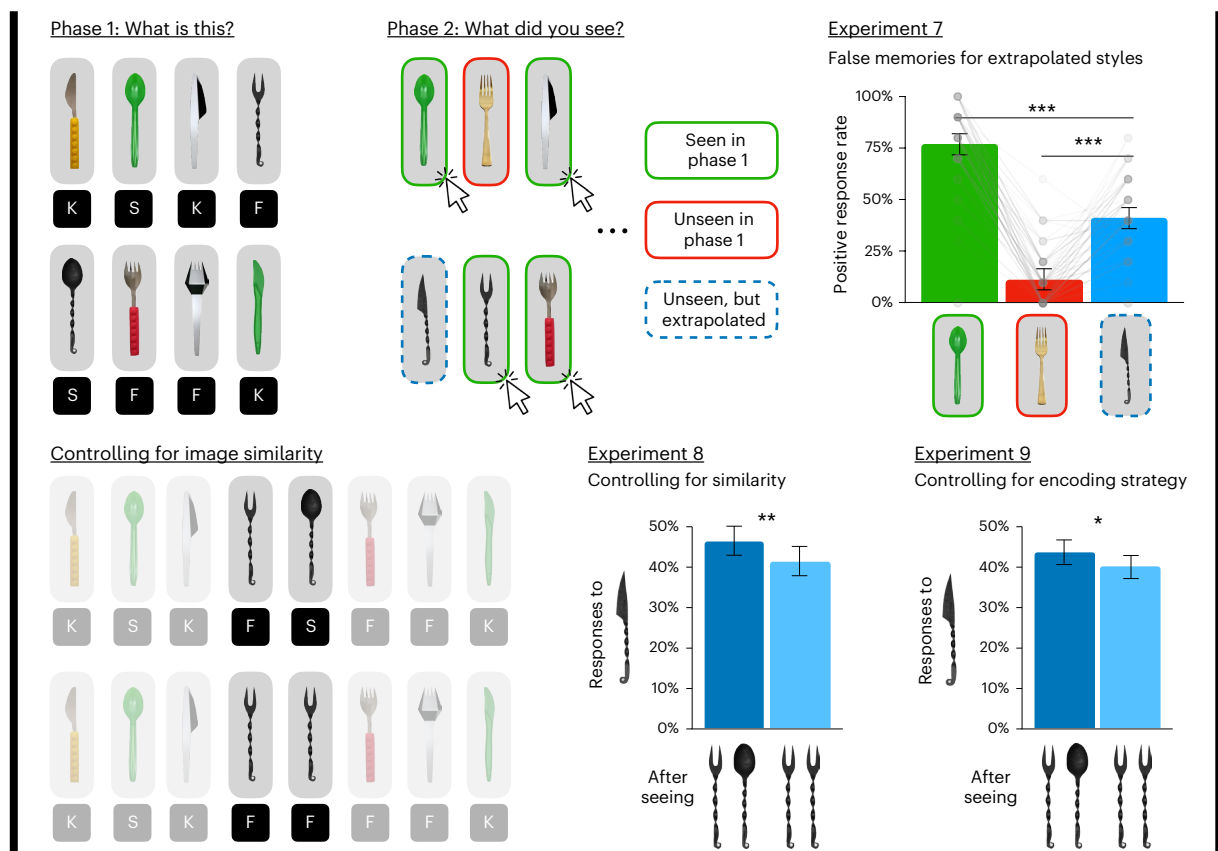


Fig. 5 | Style extrapolation. In experiments 7–9, participants first identified utensils, classifying them as forks, knives or spoons; then, they completed a recall task in which they selected the utensils they remembered seeing. Experiment 7 ($N = 75$) revealed false memories for objects that had not themselves appeared earlier if other members of that cutlery set had appeared—suggesting that the mind was able to extrapolate the style of seen utensils to anticipate the appearance of other objects in that style. Experiment 8 ($N = 90$) controlled for image similarity by presenting either two unique utensils of a given style (for example, fork and spoon from one cutlery set), or two of the same utensils from that style (for example, two forks from that cutlery set). Even though the

presented objects and the lures (for example, the knife from that set) were now equated across conditions, participants nevertheless had more false memories after seeing two unique utensils than two of the same utensils, further implicating a process whereby the mind generates representations of new objects in the style of previously seen ones. Experiment 9 ($N = 92$) showed that such generation may occur automatically, because the effects arise even when the recall task comes as a surprise to participants. Data are presented as means \pm 95% CIs of the difference between conditions. All statistical tests are paired, two-sided t -tests; *** $P < 0.001$; ** $P < 0.01$; * $P < 0.05$.

across the ‘held-out’ utensil (that is, of the two-example styles, one third depicted a fork and a knife, one third depicted a fork and a spoon and one third depicted a knife and a spoon). If style extrapolation is merely explained by image similarity, then styles containing two unique examples should behave similarly to styles containing one unique example shown twice, because the presented images would be equally similar to the held-out utensil in both cases. However, this is not what we observed; instead, there were higher rates of false memories (that is, higher rates of generating the held-out utensil) for styles containing two unique examples than styles containing one unique example shown twice (mean difference 5.04%, $t(89) = 2.71$, $P < 0.01$, $d = 0.29$, 95% CI 1.34–8.73%). Evidently, exposure to different instances of the same style aids in extracting common stylistic features and applying them to novel cases—as would be expected if style extrapolation goes beyond image similarity.

Finally, we explored whether style extrapolation might occur implicitly or unintentionally (perhaps as a strategy during encoding) by making the recall task a surprise. Whereas experiments 7 and 8 alerted participants to the upcoming recall task at the start of the experiment, experiment 9 presented the identification task without any further context and then surprised participants with the recall task. Even in this case, participants extrapolated styles containing two unique examples

more than styles containing two of the same examples (mean difference 3.70%, $t(91) = 2.43$, $P = 0.02$, $d = 0.25$, 95% CI 0.68–6.71%). Thus, style extrapolation occurs spontaneously; even when there is no independent pressure to do so, the mind implicitly generates representations of unseen objects in the style of previously encountered ones.

Experiment 10, modelling style perception with CNN embeddings

Our results thus far suggest that the mind adapts to, sees through and extrapolates style. However, we also judge style more explicitly than in the above contexts. For example, we may appreciate that a certain Van Gogh painting is more stylistically similar to a Monet painting than a Pollock painting (and incorporate these judgements into decisions about which paintings to hang where in a gallery or collection). How systematic and predictable are such judgements, and what is their relationship to more basic mechanisms of visual perception?

In a final experiment, participants saw two style-transferred images on each trial and simply rated their similarity on a 9-point scale (Fig. 6). Each pair of images consisted of one scene type (for example, a mountain) depicted in two different styles (for example, Van Gogh and Monet). We modelled these judgements by extracting ResNet embeddings (that is, the network’s final layer before classification) for each

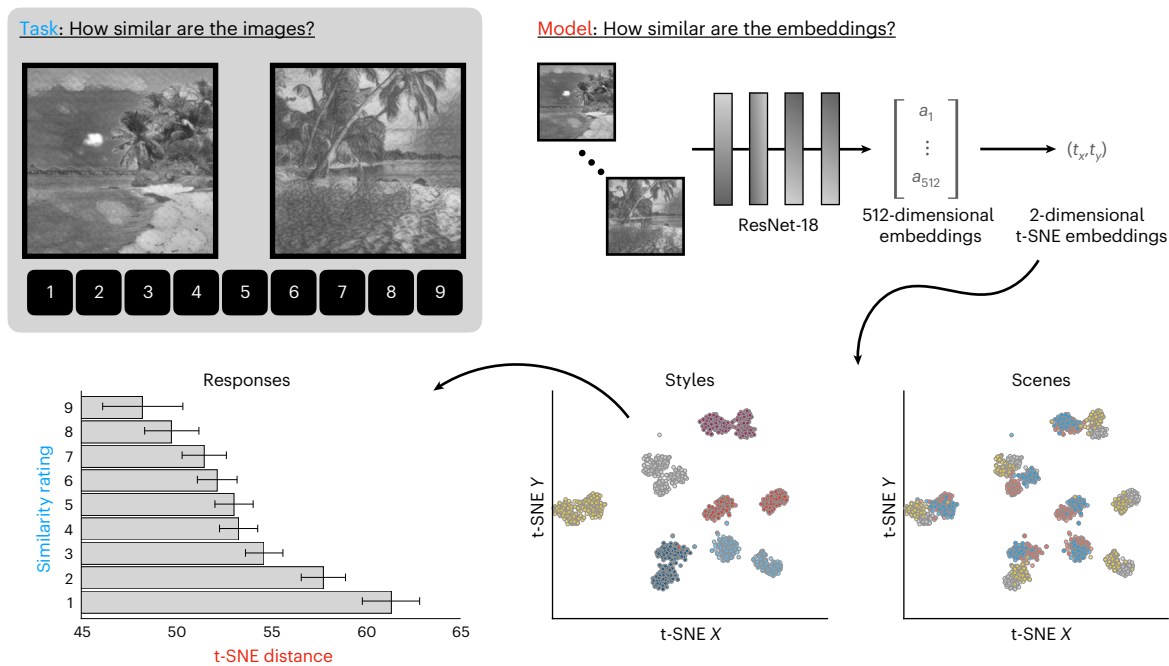


Fig. 6 | Modelling style perception with CNN embeddings. In experiment 10 ($N = 95$), participants rated the similarity of pairs of styled images. We extracted ResNet-18 embeddings for each image, which we then reduced to two dimensions using t-SNE. Notice that the clusters produced by the embeddings are naturally

grouped by style rather than scene type. These embeddings also map on to human judgements; similarity judgements decrease monotonically as t-SNE distance between the judged images increases, both for each response and for each style pair. Data are presented as means \pm 95% CIs for each group.

image in our style-transfer stimulus set and then reducing them from 512 dimensions to 2 dimensions using *t*-distributed stochastic neighbour embedding (t-SNE⁴¹). This allowed visualization of the embeddings, following similar approaches elsewhere in this literature (for example, separating human sketches by style or drawing pattern⁴²). Even before incorporating human judgements, note that t-SNE creates large, well-defined clusters that are naturally separated by style. This may be expected given earlier work, including results from Karayev et al.³², who demonstrate that ImageNet models implicitly learn features that can be used to classify style, as well as demonstrations of the salience of image style in neural network models^{43,44}.

More relevant to our research question is how these similarities track human judgements. While it is expected that the embeddings of style-transferred images should naturally cluster by style rather than scene type (given the training objective of style transfer), it is not obvious that the distance between these embeddings would match human judgements in any particularly robust way. However, we found that mean t-SNE distance for all image pairs grouped by similarity rating (1–9) decreased monotonically (indeed, perfectly so; $\rho = -1.0$, $P < 0.001$); in other words, images that were rated as less similar by participants consistently had more distant t-SNE embeddings (and this relationship was stronger for t-SNE embedding distance between images than for mean squared error (MSE) in pixel values between images; $\rho = -0.85$, $P < 0.01$). While there was already good reason to expect most of these results, together they (1) dovetail with demonstrations showing that artistic style may be salient to computer vision models^{32,43,44}, (2) show that these models' representations of style track with human judgements of similarity across styles and (3) demonstrate that style not only drives performance on the implicit tasks explored earlier but also grounds explicit similarity judgements. (Note that style transfer models may not encompass all aspects of stylistic variation. For example, such models capture aspects of texture and colour, but not composition and framing. See the 'Discussion' for more detail on future directions exploring other models and approaches to style transfer.)

More generally, these results may guide future behavioural experiments on style perception akin to experiments 1–9. For example,

one could further explore the abstractness of style tuning; would style tuning be observed for impressionist-style images broadly, and not just Monet or Van Gogh paintings? Our results could offer a helpful guide for this experiment by informing the selection of styles that are appropriately close together (or far away) in the embedding space. In other words, cognitive questions concerning style perception (for example, how abstract is style tuning?) can be usefully grounded in the sort of computational approach taken here (for example, how close do the embeddings of two styles have to be in order to observe style tuning for both?).

Discussion

What is the psychological basis of our capacity to perceive style? The results reported here explore how well-characterized cognitive mechanisms in which the mind parses 'content' from 'form' underlie this ability and leave psychophysical traces of their operation. This approach revealed several new phenomena of style perception that share key signatures with these other parsing processes. Experiments 1–4 revealed style tuning, whereby observers adapt to the style of scenes, leading to increased processing fluency akin to font tuning and speech adaptation. Experiments 5 and 6 demonstrated style discounting, a process in which vision 'sees through' the style of a scene to discern its underlying content. Experiments 7–9 explored downstream effects of style perception, through style extrapolation—a phenomenon in which perceived style is used to mentally render new objects (creating false memories of having seen them). Finally, experiment 10 demonstrated that subjective impressions of style are captured by computer vision models in ways that could ground future behavioural experiments.

Our findings join a growing empirical literature at the intersection of visual art, perceptual psychology, and computational aesthetics^{6–17,32,37–40,43,44}. While this literature has shed light on questions related to those we explore here (see also refs. 18–21,28,45–47), uncovering the nature of style perception has remained an elusive goal—in part owing to the lack of suitable tools to study it (for example, methods for generating well-controlled styled images). By combining classic psychophysical approaches with recent advances in generative

artificial intelligence, our work helps to elucidate this process, showing how style perception can arise from core psychological mechanisms for parsing the content of an image from its form.

The present work focuses on cases where the distinction between style and content seems natural and intuitive. Of course, it is not always trivial (or even sensible) to separate style from content in this way. In many artistic contexts, style is content in an important sense. And even in the design of a home or a tool, stylistic choices may carry functional consequences. Nevertheless, the existence of such examples need not detract from the cases where style and content separate more cleanly, as in the phenomena we explore and investigate here.

These results open the door to further experimental investigations of style perception. A natural extension would be to examine style perception in other modalities. For example, just as the same village scene may be depicted in different visual styles, so too can the same melody or chord progression be realized in different auditory styles. Musical style arguably respects the same distinction between ‘content’—the underlying melody, perhaps as expressed in sheet music—and ‘form’—the instruments used to play the melody, the character and emotion with which the instruments are played, the musical genre they belong to and so on (see, for example, ref. 48). We speculate that musical style might engage the same types of parsing processes in the mind, leading to the prediction that auditory style perception would share many of the signatures we explore here (for example, listeners ‘tuning’ to the style of an orchestral melody in ways that improve detection of tempo changes or errant notes).

Within the domain of visual style, further advances may be made by loosening various constraints on style-transfer approaches to produce images with more variability. Our experiments used leading neural style transfer models^{26,27} that render a scene in a given style while preserving its underlying composition. Thus, ‘style’ in such models generally consists of changes in texture, colour and other lower- and mid-level image features. However, artistic styles may also diverge in even higher-level ways. For example, a different artist painting the same scene may choose to vary which objects are present in the first place, where they are located, what viewpoint they are seen from and so on. Leading style-transfer models do not permit such variation; this is why they were an appropriate choice for the controlled psychophysical setting of our behavioural experiments, which were designed to vary style while holding scene content constant. However, more recent approaches to image synthesis (such as diffusion models) could capture these additional aspects of artistic style (for example, ref. 49), opening the door for new questions—but also new methodological challenges—concerning the perception and representation of artistic style.

More generally, our work here shows how seemingly abstract or rarefied questions about human creativity and expression may be bound up with more basic psychological capacities—and how quantitative and experimental approaches can complement more qualitative or humanistic traditions to shed light on questions of interest to both.

Methods

General methods (all experiments)

Readers can experience all of our experiments, in the same way as our participants did, at <https://perceptionresearch.org/style>. All sample sizes, designs and analysis plans were preregistered; these preregistrations, along with the stimuli, experimental code, data and analysis code are available at <https://osf.io/mb3nh/>.

Participants. All participants were adults recruited from the online platform Prolific (for a discussion of the reliability of this participant pool, see ref. 50). We coded each experiment using Hypertext Markup Language (HTML), Cascading Style Sheets (CSS) and JavaScript (JS) and then posted our web experiments on Prolific for participants to complete. Experiments 1–4 recruited 50 participants each; experiments 5–10 recruited 100 participants each. Sample sizes were chosen

to be sufficiently large on the basis of pilot studies we conducted. All participants in each experiment were unique; no participant completed multiple experiments. Participants received financial compensation upon completing the experiment. The experiments were approved by the Homewood Institutional Review Board of Johns Hopkins University (HIRB00005762). All participants in these experiments provided consent for their participation. In all experiments, participants who did not submit a complete dataset were excluded.

Style-transfer stimuli (experiments 1–6 and 10). We created a stimulus set of artificially styled scenes using the style-transfer model from ref. 27. We used the model to apply six styles from famous paintings (Demuth’s *Trees* and *Barns Bermuda*, Van Gogh’s *Starry Night*, Klimt’s *The Kiss*, Monet’s *Water Lilies*, Pollock’s *Number 1, 1949*, and Munch’s *The Scream*) to images of four different scene types (beaches, bedrooms, libraries and mountains). We chose these styles because they were prominent and even famous, while also still being sufficiently different from one another. Each scene type contained 64 images from the stimulus set in ref. 30. This resulted in a style-transferred stimulus set of 1,536 images; all these images, along with the code needed to run the style-transfer model, are available in our data archive.

Utensil stimuli (experiments 7–9). Along with our style-transfer stimuli, we created a stimulus set of naturally styled objects, specifically sets of cutlery. We gathered images of 30 sets of cutlery from various online sources. The sets of cutlery come from a range of styles (for example, some depict kids cutlery, some depict plastic cutlery, some depict medieval cutlery and so on).

Experiment 1, style tuning

Stimuli and procedure. Participants completed 200 trials of our style tuning task. At the start of the experiment, each participant was randomly assigned a target scene type (either beaches, bedrooms, libraries or mountains); this determined the scene type they had to count in each trial. Each trial contained an array of nine images laid out horizontally, with the specific scenes randomly chosen (such that the target scene type was between 1 and 9; distractor scene types were also chosen randomly). Participants had to count how many times the target scene appeared in the array and then respond using their keyboard.

Half of trials contained scenes of all the same randomly chosen style (that is, for each of 100 same-style trials, a random style was chosen from our set of 6 styles, and then all 9 images appeared in that style). The other half of trials contained scenes of multiple different styles, chosen randomly for each image. The order of same-style and mixed-style trials was shuffled randomly for each participant. Participants received feedback at the end of each trial.

This study was preregistered on 31 August 2023 (<https://aspre-dicted.org/kv3v-z8nv.pdf>).

Exclusions. We excluded participants who responded correctly on less than 30% of trials. This excluded six participants total. Then, we excluded trials with response times below 200 ms or above 10,000 ms; this excluded 741 of the remaining 8,800 trials.

Results. As reported in the main text, participants were significantly faster at enumerating scenes in same-style trials than in mixed-style trials (mean difference 289 ms, $t(43) = 4.93$, $P < 0.001$, $d = 0.74$, 95% CI 171–407 ms; this and all other t -tests reported here are two-tailed dependent-samples tests over participant-level means). This analysis was performed only over trials in which participants responded correctly. Participants were also significantly more accurate on same-style trials than on mixed-style trials (mean difference 6.74%; $t(43) = 6.10$, $P < 0.001$, $d = 0.92$, 95% CI 4.51–8.97%; preregistered as a secondary analysis).

Experiment 2, style tuning for varying array length

Stimuli and procedure. The task in experiment 2 was the same as in experiment 1 except as noted below. Instead of all trials presenting nine images, here trials presented different numbers of images. The 200 trials were equally split among arrays of 3 images, 5 images, 7 images and 9 images. This balance was preserved across same- or mixed-style trials; in other words, of the 100 same-style trials, 25 contained 3 images, 25 contained 5 images, 25 contained 7 images and 25 contained 9 images.

This study was preregistered on 10 September 2023 (<https://aspredicted.org/fpkz-qpmk.pdf>).

Exclusions. We excluded participants who responded correctly on less than 40% of trials. Note that this accuracy criterion is higher than in experiment 1; this is because the task is easier, as chance performance is higher on trials with fewer images. This excluded two participants. Two additional participants were excluded because they did not complete the experiment. As before, we excluded trials with response times below 200 ms or above 10,000 ms, which resulted in excluding 241 of 9,200 trials.

Results. Collapsing across all image-array sizes, we observed significantly faster response times on same-style trials than mixed-style trials (mean difference 123 ms, $t(45) = 3.53$, $P < 0.001$, $d = 0.52$, 95% CI 53–193 ms). Accuracy was also higher on same-style trials than on mixed-style trials (mean difference 4.33%, $t(45) = 4.50$, $P < 0.001$, $d = 0.66$, 95% CI 2.39–6.27%). Finally, we observed either significantly or marginally significantly faster response times for three-image trials (mean difference 98 ms, $t(45) = 2.53$, $P = 0.02$, $d = 0.37$, 95% CI 20–176 ms), five-image trials (mean difference 108 ms, $t(45) = 1.93$, $P = 0.06$, $d = 0.28$, 95% CI –5 to 221 ms), seven-image trials (mean difference 197 ms, $t(45) = 3.15$, $P < 0.01$, $d = 0.46$, 95% CI 71–323 ms) and nine-image trials (mean difference 89 ms, $t(45) = 1.36$, $P = 0.18$, $d = 0.20$, 95% CI –42 to 220 ms). Note that the experiment was not powered to test these specific subsample differences, and thus these latter analyses are purely exploratory.

Experiment 3, style tuning with colour and luminance controls

Stimuli and procedure. This experiment proceeded the same way as experiment 1; the only difference was in the stimuli. Whereas experiment 1 presented stimuli that varied in colour and luminance (simply using the output of the style-transfer method), experiment 3 presented greyscale, luminance-matched versions of those stimuli (created using the SHINE toolbox in MATLAB³¹).

This study was preregistered on 13 September 2023 (<https://aspredicted.org/5v4x-rhw2.pdf>).

Exclusions. Exclusion criteria here were the same as in experiment 1: participants were excluded if their accuracy was below 30% (which excluded 6 participants), and trials were excluded for response times below 200 ms or above 10,000 ms (which excluded 721 of 8,800 trials).

Results. As in experiment 1, participants were significantly faster (mean difference 267 ms, $t(43) = 5.61$, $P < 0.001$, $d = 0.85$, 95% CI 171–364 ms) and more accurate (mean difference 8.26%, $t(43) = 7.37$, $P < 0.001$, $d = 1.11$, 95% CI 6.00–10.53%) on same-style trials than mixed-style trials.

Experiment 4, the time course of style tuning

Stimuli and procedure. The stimuli here were the same as in experiment 1, and, as before, participants were assigned a target scene type at the start of their experiment. However, instead of counting the number of times the target scene appears in an array of nine images, participants used their mouse to click on each of the target scene images. When a participant was satisfied and thought they had clicked all the images of the target scene type, they could advance to the next trial by pressing ‘enter’ on their keyboard. At the end of each trial, participants received

feedback, alerting them of both incorrect clicks (that is, false alarms) and incorrect non-clicks (that is, misses).

This study was preregistered on 14 September 2023 (<https://aspredicted.org/95g8-cmgv.pdf>).

Exclusions. Participants with accuracy below 40% were excluded (resulting in four exclusions). Four additional participants were excluded for not completing the experiment. Note that we defined a ‘correct’ trial as one where the participant clicks on all the correct scenes and only those scenes (and, thus, has no false alarms or misses). This accuracy criterion was higher than in experiments 1 and 3 because the responses were slower and more intentional (that is, participants could unclick and double-check their responses). Trials with a response time below 200 ms or above 10,000 ms were excluded (resulting in 1,201 of 8,400 trials being excluded).

Results. Total response time—that is, from the presentation of the images until the participant pressed ‘enter’—was faster for same-style trials than for mixed-style trials (mean difference 192 ms, $t(41) = 5.89$, $P < 0.001$, $d = 0.91$, 95% CI 126–258 ms). Participants were also more accurate on same-style trials (mean difference 6.94%, $t(41) = 6.93$, $P < 0.001$, $d = 1.07$, 95% CI 4.92–8.96%). Crucially, however, we also analysed our data by click index to investigate how style tuning evolves over time. We fit a linear mixed-effects model predicting response times, with a random effect of participant and fixed effects of click index (that is, how many images were previously clicked), trial type (same style or mixed style) and their interaction. We found a significant interaction between click index and trial type ($t(711) = 3.25$, $P < 0.01$). As expected, the fixed effect of click index was significant, as it takes more time to click more images ($t(711) = 69.64$, $P < 0.001$), and the fixed effect of trial type was not significant, suggesting that such a tuning advantage indeed evolves over time (that is, it is not present immediately at the onset of a trial; $t(711) = 0.63$, $P = 0.53$). (Given that these two parameters on their own have no bearing on the question of this experiment, we did not preregister their analysis and merely include them for thoroughness here.) More importantly, we found a significant correlation between click index and same-style advantage on the participant level ($r(376) = 0.27$, $P < 0.001$, 95% CI 0.17–0.36), such that the same-style advantage increased as click index increased.

Experiment 5, style discounting

Stimuli and procedure. We used the luminance-matched stimuli from experiment 3 in a same–different task to examine style discounting. On each trial, a base image appeared for 850 ms, followed by a blank screen for 750 ms, followed by a new image, which stayed visible until response. The two images appeared in random locations, and also with random rotations for each trial; the rotations were introduced to make the task more difficult so that participants would make errors (which are the targets of our analyses). Participants had to say whether the two images were the same or different (irrespective of rotation; that is, an image and its 90°-rotated version are the same image for this purpose). They made this response using their keyboard (‘S’ for same, ‘D’ for different).

Participants completed 100 trials of this task. In 50 of the trials, the two images were the same, and in 50 of the trials the two images were different. Among the 50 trials depicting two different images, 25 depicted the same scene as the base image, but in a different style (style-change trials); and 25 depicted a different scene from the base image, but in the same style (scene-change trials). The order of trials was randomly shuffled for each participant.

This study was preregistered on 15 November 2023 (<https://aspredicted.org/c6b9-4jh8.pdf>).

Exclusions. We excluded participants who did not perform accurately on at least 75% of trials, resulting in 11 exclusions. Two additional participants were excluded for failing to complete the experiment.

Results. Participants were more accurate on scene-change trials than style-change trials (mean difference 16.83%, $t(86) = 11.30$, $P < 0.001$, $d = 1.21$, 95% CI 13.87–19.79%). They were also numerically faster on scene-change trials, although this trend was not significant (mean difference 17 ms, $t(86) = 1.45$, $P = 0.15$, $d = 0.16$, 95% CI –6 to 41 ms). In addition, we report an unbiased measure of sensitivity, d' . This revealed high sensitivity for scene-change trials over style-change trials (mean participant $d' = 1.88$, 95% CI 1.75–2.01), confirming our accuracy-based metrics. Note that this d' analysis was not preregistered and, thus, is purely exploratory; however, it suggests that our results still hold with unbiased measures.

Experiment 6, style discounting with balanced metrics

Stimuli and procedure. Participants performed the same task from experiment 5. However, we subsampled our stimulus set to contain only the 25 most similar pairs of scene-change images, and the 25 least similar pairs of style-change images. This resulted in a stimulus set where the MSE of the pixel values, structural similarity and ResNet embedding distance all rated scene-change pairs as more similar than style-change pairs. The image metrics calculated for all relevant pairs of images are available in our Open Science Framework (OSF) repository.

This study was preregistered on 20 November 2023 (<https://aspredicted.org/43pc-xt3d.pdf>).

Exclusions. As in experiment 5, we excluded participants who responded correctly on less than 75% of trials, resulting in ten exclusions. One additional participant was excluded for failing to complete the experiment.

Results. As before, participants were more accurate on scene-change trials (mean difference 12.90%, $t(88) = 9.44$, $P < 0.001$, $d = 1.00$, 95% CI 10.18–15.61%). Participants were also faster on scene-change trials (mean difference 55 ms, $t(88) = 3.53$, $P < 0.001$, $d = 0.37$, 95% CI 24–87 ms). As above, these results were confirmed by an exploratory analysis using d' , an unbiased measure (mean participant $d' = 2.42$, 95% CI 2.28–2.56).

Experiment 7, style extrapolation

Stimuli and procedure. The experiments for style extrapolation use the utensil stimuli described above.

This experiment consisted of two parts: an identification task and a recall task. In the identification task, participants saw images of utensils, one at a time, and simply classified them as forks, knives or spoons by pressing 'F', 'K' or 'S' on their keyboards. After completing the identification task, participants were then given the recall task, which consisted of multiple trials each displaying a 3×2 grid of utensil images. Participants were explicitly told that a recall task would follow the identification task. Each trial of the recall task had the same utensil types—that is, all forks, all knives or all spoons, randomly decided for each participant (we refer to this utensil type as the 'recall' utensil). Participants were simply instructed to click on the images they had remembered seeing in the identification task and leave unclicked any images they had not seen.

The images appearing in each of these tasks were chosen very intentionally, and as follows (with these choices and parameters not revealed to participants). Among the 30 styles in our stimulus set, 10 were chosen to be left out of the identification task (we refer to these as the 'unseen' styles). Of the remaining 20 styles, 10 contained two instances of the recall utensil in the identification task ('seen' styles) and 10 contained two examples of the two non-recall utensils in the identification task ('extrapolated' styles). For example, if the recall utensil for a given participant was a knife, then that participant would, in their identification task, see: zero images of any kind from styles 1–10; 20 knives from styles 11–20 (10 knives, each appearing twice); and one fork and one spoon each from styles 21–30.

Then, in that participant's recall task, they would see 30 images of knives, one from each style. Of those 30 images of knives, 10 would have actually appeared in the identification task ('seen'); 10 would have come from styles that appeared in the identification task as forks and knives, even though the knives from that style did not appear themselves but the recall utensil itself did not appear in that style ('extrapolated'); and 10 would have been genuinely novel, neither having appeared in the identification task themselves, nor any members of their style having appeared in the identification task ('unseen').

The order of the identification trials, the position of the utensils in the recall grid and the order of the recall trials were all randomized.

This study was preregistered on 13 November 2023 (<https://aspredicted.org/fpsn-yrdj.pdf>).

Exclusions. We excluded participants who responded correctly on less than 90% of trials in the identification task, or got less than 66% of trials in the recall task correct. Five participants were excluded because of their performance in the identification task, and 19 more were excluded for their performance in the recall task. One additional participant was excluded for failure to complete the experiment.

Results. Participants had a significantly higher false-positive rate for extrapolated images than for unseen images (mean difference 29.87%, $t(74) = 11.43$, $P < 0.001$, $d = 1.32$, 95% CI 24.66–35.07%). This positive response rate was in turn significantly lower than the positive responses for the seen images (which in this case, are correct responses; mean difference 36.00%, $t(74) = 15.48$, $P < 0.001$, $d = 1.79$, 95% CI 31.37–40.63%).

Experiment 8, style extrapolation, equating image similarity

Stimuli and procedure. As in experiment 7, this task contained two parts. However, the styles were split differently than in that experiment. Here, among the 30 styles, 15 contributed two of the same examples in the identification task (for example, two forks) and 15 contributed two unique examples (for example, a fork and a knife). Furthermore, rather than being tested on just one recall utensil, participants in this task were tested on recalling all three utensils. The 15 styles of each kind were then equally split by recall utensil: 5 held out the fork, 5 held out the knife and 5 held out the spoon. As before, the styles in each condition were randomly chosen for each participant.

Because of these changes in style, the identification task now contained 60 trials (as each of 30 styles contributed two images). Then, the recall task consisted of ten trials, each displaying six images in the grid. Half the images appeared in the identification task, and half were new. As before, the number of new images was randomized in each trial between 1 and 5 in a way that summed to 30 across the 10 trials.

As stated in the main text, our prediction was that participants would be more likely to misremember having seen a given utensil (for example, the medieval knife) if they had previously seen both other utensils from that style (for example, the medieval fork and the medieval spoon) than if they had previously seen only one other utensil from that set twice (for example, the medieval fork twice). This procedure thus equates for image similarity and frequency of exposure to images from a given style, ensuring that false memories of the additional utensil truly reflect style extrapolation.

This study was preregistered on 18 October 2023 (<https://aspredicted.org/p89s-gtkf.pdf>).

Exclusions. We excluded participants who scored below 90% on the identification task, or below 50% on the recall task. This recall exclusion criterion was more lenient than in experiment 8 because this task is harder than the previous one (that is, the lures are more similar to the previously seen utensils). One participant was excluded on the basis of their performance in the identification task, and seven more were excluded on the basis of their performance in the recall task. Two additional participants did not complete the experiment and were thus excluded.

Results. Participants had higher rates of false memories for styles containing two unique examples than for styles containing two examples of the same utensil (mean difference 5.04%, $t(89) = 2.71$, $P < 0.01$, $d = 0.29$, 95% CI 1.34–8.73%).

Experiment 9, implicit style extrapolation

Stimuli and procedure. This task was exactly the same as experiment 8. The only difference was that, whereas in experiment 8 participants were told at the start of the experiment (that is, before the identification task) that they would later be tested on their memory of the utensils, here participants were not alerted of the upcoming recall task, such that it came as a surprise.

This study was preregistered on 17 October 2023 (<https://aspredicted.org/6ngy-g3xs.pdf>).

Exclusions. Exclusions were the same as in experiment 8. Three participants were excluded because of poor performance in the identification task, and three more were excluded because of poor performance in the recall task. Two additional participants were excluded because they did not complete the experiment.

Results. As in experiment 8, participants had more false positives for styles containing two unique examples than for styles containing two examples of the same utensil (mean difference 3.70%, $t(91) = 2.43$, $P = 0.02$, $d = 0.25$, 95% CI 0.68–6.71%).

Experiment 10, predicting stylistic judgements

Stimuli and procedure. On each trial of this experiment, participants saw two images (from our greyscale, luminance-matched style-transfer stimuli) and rated how similar they were on a 9-point scale using their keyboard. Participants completed 100 such trials; in each trial, the two images were chosen randomly such that they depict the same scene type (for example, both depict beaches) but in different styles.

This study was preregistered on 24 January 2024 (<https://aspredicted.org/m439-g7d5.pdf>).

Exclusions. We excluded participants who responded with the same number in over 50 trials; this excluded 5 participants. Then, we excluded trials with a response time below 200 ms (which excluded 129 of 9,500 remaining trials).

Embeddings. We computed embeddings for each image in the stimulus set as follows. First, we extracted ResNet embeddings for each image (that is, the final layer of ResNet classification). These embeddings are 512-dimensional; we reduced them to 2 dimensions by first transforming the 512 dimensions into 50 dimensions with principal component analysis (PCA), then transforming those 50 dimensions into 2 with t-SNE⁴¹. (The PCA transformation was done because t-SNE is typically thought to be unstable above 50 dimensions.) We then computed Euclidean distance between images in this two-dimensional embedding space. We also calculated the MSE in pixel values between any two images in the dataset for model comparison.

Note that all correlations regarding the human-response data are Spearman rank-order correlation tests (and not Pearson's correlation tests) because we are concerned with monotonicity and not linearity. Furthermore, we make no assumptions about the distribution of the variables and, thus, prefer the non-parametric test. We found that the mean t-SNE distance had a significant monotonic relationship with judged similarity ($\rho = -1.0$). Meanwhile, the rank-order correlation with MSE was weaker ($\rho = -0.85$). We also computed the mean response and distances for each pair of styles (of which there are 15); this relationship was $\rho = -0.46$ for t-SNE distances and $\rho = -0.37$ for MSE.

Data availability

All data and materials are available via OSF at <https://osf.io/mb3nh/>.

Code availability

All code is available via OSF at <https://osf.io/mb3nh/>.

References

- Bonnell, V. E. *Iconography of Power: Soviet Political Posters under Lenin and Stalin* vol. 27 (Univ of California Press, 1998).
- Zolberg, V. L. *Constructing a Sociology of the Arts* (Cambridge Univ. Press, 1990).
- Doss, E. *Benton, Pollock, and the Politics of Modernism: From Regionalism to Abstract Expressionism* (Univ. Chicago Press, 1995).
- Bordwell, D. Intensified continuity visual style in contemporary American film. *Film Q.* **55**, 16–28 (2002).
- Callen, A. *The Art of Impressionism: Painting Technique & the Making of Modernity* (Yale Univ. Press, 2000).
- Brielmann, A. A. & Pelli, D. G. R. *Aesthet. Curr. Biol.* **28**, 859–R863 (2018).
- Cavanagh, P. The artist as neuroscientist. *Nature* **434**, 301–307 (2005).
- Shimamura, A. P. & Palmer, S. E. *Aesthetic Science: Connecting Minds, Brains, and Experience* (OUP USA, 2012).
- Palmer, S. E., Schloss, K. B. & Sammartino, J. Visual aesthetics and human preference. *Annu. Rev. Psychol.* **64**, 77–107 (2013).
- Palmer, S. E. & Schloss, K. B. An ecological valence theory of human color preference. *Proc. Natl Acad. Sci. USA* **107**, 8877–8882 (2010).
- Brielmann, A. A. & Pelli, D. G. Beauty requires thought. *Curr. Biol.* **27**, 1506–1513 (2017).
- Brielmann, A. A. & Pelli, D. G. Intense beauty requires intense pleasure. *Front. Psychol.* **10**, 2420 (2019).
- Chen, Y. C. & Scholl, B. J. Seeing and liking: biased perception of ambiguous figures consistent with the “inward bias” in aesthetic preferences. *Psychonom. Bull. Rev.* **21**, 1444–1451 (2014).
- Chen, Y. C. et al. “Taste typicality” is a foundational and multi-modal dimension of ordinary aesthetic experience. *Curr. Biol.* **32**, 1837–1842 (2022).
- Chatterjee, A. *The Aesthetic Brain: How We Evolved to Desire Beauty and Enjoy Art* (Oxford Univ. Press, 2014).
- Chatterjee, A. & Vartanian, O. Neuroaesthetics. *Trends Cogn. Sci.* **18**, 370–375 (2014).
- Belfi, A. M. et al. Dynamics of aesthetic experience are reflected in the default-mode network. *NeuroImage* **188**, 584–597 (2019).
- Augustin, M. D., Leder, H., Hutzler, F. & Carbon, C. C. Style follows content: on the microgenesis of art perception. *Acta Psychol.* **128**, 127–138 (2008).
- Davis, T. M. & Bainbridge, W. A. Memory for artwork is predictable. *Proc. Natl Acad. Sci. USA* **120**, e2302389120 (2023).
- Leder, H., Belke, B., Oeberst, A. & Augustin, D. A model of aesthetic appreciation and aesthetic judgments. *Br. J. Psychol.* **95**, 489–508 (2004).
- Pelowski, M., Markey, P. S., Luring, J. O. & Leder, H. Visualizing the impact of art: an update and comparison of current psychological models of art experience. *Front. Hum. Neurosci.* **10**, 160 (2016).
- Ebner, M. *Color Constancy* vol. 7 (John Wiley & Sons, 2007).
- Foster, D. H. Color constancy. *Vis. Res.* **51**, 674–700 (2011).
- Clarke, C. M. & Garrett, M. F. Rapid adaptation to foreign-accented English. *J. Acoust. Soc. Am.* **116**, 3647–3658 (2004).
- Walker, P. Font tuning: a review and new experimental evidence. *Vis. Cogn.* **16**, 1022–1058 (2008).
- Gatys, L. A., Ecker, A. S. & Bethge, M. Image style transfer using convolutional neural networks. In *Proc. IEEE Conference on Computer Vision and Pattern Recognition* 2414–2423 (2016).
- Ghiasi, G., Lee, H., Kudlur, M., Dumoulin, V. & Shlens, J. Exploring the structure of a real-time, arbitrary neural artistic stylization network. In *Proc. the British Machine Vision Conference 2017* (British Machine Vision Association, 2017).

28. Tenenbaum, J. B. & Freeman, W. T. Separating style and content with bilinear models. *Neural Comput.* **12**, 1247–1283 (2000).
29. He, K., Zhang, X., Ren, S. & Sun, J. Deep residual learning for image recognition. In *Proc. IEEE Conference on Computer Vision and Pattern Recognition* 770–778 (2016).
30. Konkle, T., Brady, T. F., Alvarez, G. A. & Oliva, A. Scene memory is more detailed than you think: the role of categories in visual long-term memory. *Psychol. Sci.* **21**, 1551–1556 (2010).
31. Willenbockel, V. et al. Controlling low-level image properties: the SHINE toolbox. *Behav. Res. Methods* **42**, 671–684 (2010).
32. Karayev, S. et al. Recognizing image style. In *Proc. British Machine Vision Conference 2014* (British Machine Vision Association, 2014).
33. Wong, K. W., Bi, W., Soltani, A. A., Yildirim, I. & Scholl, B. J. Seeing soft materials draped over objects: a case study of intuitive physics in perception, attention, and memory. *Psychol. Sci.* **34**, 111–119 (2023).
34. Phillips, F. & Fleming, R. W. The Veiled Virgin illustrates visual segmentation of shape by cause. *Proc. Natl Acad. Sci. USA* **117**, 11735–11743 (2020).
35. Wang, Z., Bovik, A. C., Sheikh, H. R. & Simoncelli, E. P. Image quality assessment: from error visibility to structural similarity. *IEEE Trans. Image Process.* **13**, 600–612 (2004).
36. McNamara, T. P. *Semantic Priming: Perspectives from Memory and Word Recognition* (Psychology Press, 2005).
37. Li, H. et al. Curve style analysis in a set of shapes. In *Computer Graphics Forum* vol. 32, 77–88 (2013).
38. Xu, K. et al. Style–content separation by anisotropic part scales. In *ACM SIGGRAPH Asia 2010 Papers* 1–10 (2010).
39. Yin, K., Gao, J., Shugrina, M., Khamis, S. & Fidler, S. 3dstylenet: creating 3D shapes with geometric and texture style variations. In *Proc. IEEE/CVF International Conference on Computer Vision* 12456–12465 (2021).
40. Chen, Z. et al. DECOR-GAN: 3D shape detailization by conditional refinement. In *Proc. IEEE/CVF Conference on Computer Vision and Pattern Recognition* 15740–15749 (2021).
41. Van der Maaten, L. & Hinton, G. Visualizing data using t-SNE. *J. Mach. Learn. Res.* **9**, 2579–2605 (2008).
42. Eitz, M., Hays, J. & Alexa, M. How do humans sketch objects? *ACM Trans. Graph.* **31**, 1–10 (2012).
43. Kim, D. S., Liu, B., Elgammal, A. & Mazzone, M. Finding principal semantics of style in art. In *2018 IEEE 12th International Conference on Semantic Computing* 156–163 (IEEE, 2018).
44. Saleh, B. & Elgammal, A. Large-scale classification of fine-art paintings: learning the right metric on the right feature. *Int. J. Digit. Art Hist.* <https://doi.org/10.11588/dah.2016.2.23376> (2016).
45. Fan, J. E., Bainbridge, W. A., Chamberlain, R. & Wammes, J. D. Drawing as a versatile cognitive tool. *Nat. Rev. Psychol.* **2**, 556–568 (2023).
46. Ajani, K. et al. Declutter and focus: empirically evaluating design guidelines for effective data communication. *IEEE Trans. Vis. Comput. Graph.* **28**, 3351–3364 (2021).
47. Wallraven, C. et al. Categorizing art: comparing humans and computers. *Comput. Graph.* **33**, 484–495 (2009).
48. Storino, M., Dalmonte, R. & Baroni, M. An investigation on the perception of musical style. *Music Percept.* **24**, 417–432 (2007).
49. Ramesh, A., Dhariwal, P., Nichol, A., Chu, C. & Chen, M. Hierarchical text-conditional image generation with clip latents. Preprint at <https://arxiv.org/abs/2204.06125> (2022).
50. Peer, E., Brandimarte, L., Samat, S. & Acquisti, A. Beyond the Turk: alternative platforms for crowdsourcing behavioral research. *J. Exp. Soc. Psychol.* **70**, 153–163 (2017).

Acknowledgements

We thank the Johns Hopkins University Perception & Mind Lab for helpful feedback and discussion. This work was supported by NSF BCS #2021053 award to C.F. and an NSF Graduate Research Fellowship awarded to T.B.

Author contributions

T.B. and C.F. contributed equally to the study's conceptualization, methodology, visualization, writing—original draft, and writing—review and editing. T.B. served as lead for data curation and formal analysis. C.F. served as lead for project administration and supervision.

Competing interests

The authors declare no competing interests.

Additional information

Correspondence and requests for materials should be addressed to Tal Boger or Chaz Firestone.

Peer review information *Nature Human Behaviour* thanks

Aenne Brielmann, Gernot Gerger and Aaron Hertzmann for their contribution to the peer review of this work.

Reprints and permissions information is available at www.nature.com/reprints.

Publisher's note Springer Nature remains neutral with regard to jurisdictional claims in published maps and institutional affiliations.

Springer Nature or its licensor (e.g. a society or other partner) holds exclusive rights to this article under a publishing agreement with the author(s) or other rightsholder(s); author self-archiving of the accepted manuscript version of this article is solely governed by the terms of such publishing agreement and applicable law.

© The Author(s), under exclusive licence to Springer Nature Limited 2025